

627 RIVERBANK DRIVE  
GENEVA, IL 60134  
630-232-0104

## Test Report

[www.riverbankacoustics.com](http://www.riverbankacoustics.com)

FOUNDED 1918 BY  
WALLACE CLEMENT SABINE

SPONSOR: **Carnegie Fabrics, LLC**  
Rockville Centre, NY

**Sound Absorption**  
**RAL™-A24-391**

CONDUCTED: 2024-09-26

Page 1 of 9

ON: Ace Baffle: 1 row of 6 baffles (2x48 baffles butted together) spaced 24"o.c.

### TEST METHODOLOGY

Riverbank Acoustical Laboratories™ is accredited by the U.S. Department of Commerce, National Institute of Standards and Technology (NIST) under the National Voluntary Laboratory Accreditation Program (NVLAP) as an ISO 17025:2017 Laboratory (NVLAP Lab Code: 100227-0) and for this test procedure. The test reported in this document conformed explicitly with ASTM C423-23: "Standard Test Method for Sound Absorption and Sound Absorption Coefficients by the Reverberation Room Method." The specimen mounting was performed according to ASTM E795-23: "Standard Practices for Mounting Test Specimens During Sound Absorption Tests." A description of the measurement procedure and room specifications are available upon request. The results presented in this report apply to the sample as received from the test sponsor.

### INFORMATION PROVIDED BY SPONSOR

The test specimen was designated by the sponsor as Ace Baffle: 1 row of 6 baffles (2x48 baffles butted together) spaced 24"o.c.. The following nominal product information was provided by the sponsor prior to testing. The accuracy of such sponsor-provided information can affect the validity of the test results.

#### **Product Under Test**

Product Name: Kirei Ace Baffle  
Manufacturer: Carnegie Fabrics, LLC  
Product Type: Acoustical PET Baffle

### SPECIMEN MEASUREMENTS & TEST CONDITIONS

Through a full external visual inspection performed on the test specimen, Riverbank personnel verified the following information:

#### **Test Specimen**

Dimensions: 12 units @ 140 mm (5.5 in.) wide by 1219 mm (48 in.) long  
Thickness: 216 mm (8.5 in.)  
Overall Weight: 22.34 kg (49.25 lbs)

Carnegie Fabrics, LLC  
2024-09-26

**RAL™-A24-391**  
Page 2 of 9

### Physical Measurements (per object)

Dimensions: 2.44 m (96.0 in) wide by 0.22 m (8.5 in) long  
Thickness: 0.14 m (5.5 in)  
Weight: 1.86 kg (4.1 lbs)

### Test Environment

Room Volume: 291.98 m<sup>3</sup>  
Temperature: 22.0 °C ± 0.0 °C (Requirement: ≥ 10 °C and ≤ 5 °C change)  
Relative Humidity: 56.75 % ± 0.5 % (Requirement: ≥ 40 % and ≤ 5 % change)  
Barometric Pressure: 98.8 kPa (Requirement not defined)

Each sound absorbing object had an exposed surface area of 0.90 m<sup>2</sup> (9.66 ft<sup>2</sup>). The total exposed surface area of all sound-absorbing objects was 10.8 m<sup>2</sup> (116 ft<sup>2</sup>). These values are based on a simplification of the specimen object geometry to that of the smallest rectangular prism fully encompassing an object.

### MOUNTING METHOD

Type JV-MOD Mounting: The specimen is an array of 12 spaced sound absorbing objects suspended from cables such that the closest face is located approximately 1143 mm (45 in.) from the horizontal test surface. This approximates the mounting method of a typical ceiling baffle installation. The objects were evenly distributed in a single row of pairs of objects, with the two objects in each pair butted together lengthwise, and pairs of objects spaced 610 mm (24 in.) on center. The width of the installed object array was 3194 mm (125.75 in.) and the length of the installed object array was 2438 mm (96 in.). The area of extended continuous surface attributed to the object array was 10.0 m<sup>2</sup> (108 ft<sup>2</sup>).

Carnegie Fabrics, LLC  
2024-09-26

RAL™-A24-391  
Page 3 of 9



Figure 1 – Specimen mounted in test chamber



Figure 2 – Specimen mounted in test chamber



Carnegie Fabrics, LLC  
2024-09-26

RAL™-A24-391  
Page 4 of 9



Figure 3 – Pair of specimen units butted together lengthwise




Figure 4 – Detail of specimen materials

**Carnegie Fabrics, LLC**  
2024-09-26**RAL™-A24-391**  
Page 5 of 9**TEST RESULTS**

The preferred presentation of sound absorption test results for arrays of spaced objects is sound absorption ( $\text{m}^2$ ) per object and total sound absorption ( $\text{m}^2$ ) at each one-third-octave band

ASTM C423-23 Appendix X2 allows calculation of sound absorption per  $\text{m}^2$  ( $\text{SA}/\text{m}^2$ ) based on the projected horizontal surface area attributable to an array of objects. The extended continuous surface area used in this calculation is to be determined using the following procedure:

$S_{\text{array}} = (w + w_1) \times (l + 0.3)$  If the set of objects consists of a single row of equal sized objects with equal space between each. (ASTM E423-23 X.2.3.2)

Where:

$S_{\text{array}}$  = area of extended continuous surface attributed to the object array,  $\text{m}^2$

$w$  = the measured width of the installed object array, in meters

$w_1$  = the distance between objects in the array along the width, in meters

$l$  = the measured length of the object array, in meters

Note: A standard distance of 0.3 meters is added to the array length to account for the assumed area between this set of objects and an adjacent array of objects.

The sound absorption per  $\text{m}^2$  ( $\text{SA}/\text{m}^2$ ) is calculated based on the following formula:

$$\alpha_{\text{array}} = (A_2 - A_1)/S_{\text{array}}$$

Where:

$\alpha_{\text{array}}$  = sound absorption per  $\text{m}^2$  ( $\text{SA}/\text{m}^2$ ) of extended continuous surface, no units,

$A_1$  = absorption of the empty reverberation room,  $\text{m}^2$  and

$A_2$  = absorption of the room after the specimen has been installed,  $\text{m}^2$ .

$S_{\text{array}}$  = area of extended continuous surface attributed to the test specimen,  $\text{m}^2$

Carnegie Fabrics, LLC  
2024-09-26

**RAL™-A24-391**  
Page 6 of 9

### TEST RESULTS (continued)


1/3 Octave Center Frequency (Hz)	Total Absorption		Absorption per Object		$\alpha_{array}$ (Sabins/ft <sup>2</sup> ) (SA/m <sup>2</sup> )
	(m <sup>2</sup> )	(Sabins)	(m <sup>2</sup> / Object)	(Sabins / Object)	
100	0.93	9.96	0.15	1.66	0.09
** 125	0.33	3.53	0.05	0.59	0.03
160	0.95	10.25	0.16	1.71	0.09
200	1.39	14.92	0.23	2.49	0.14
** 250	2.35	25.34	0.39	4.22	0.23
315	3.37	36.23	0.56	6.04	0.34
400	4.28	46.10	0.71	7.68	0.43
** 500	5.27	56.78	0.88	9.46	0.53
630	5.93	63.80	0.99	10.63	0.59
800	6.27	67.50	1.05	11.25	0.62
** 1000	6.55	70.47	1.09	11.75	0.65
1250	7.06	76.02	1.18	12.67	0.70
1600	7.58	81.56	1.26	13.59	0.76
** 2000	8.02	86.29	1.34	14.38	0.80
2500	8.54	91.95	1.42	15.32	0.85
3150	8.75	94.22	1.46	15.70	0.87
** 4000	8.77	94.38	1.46	15.73	0.87
5000	8.67	93.32	1.45	15.55	0.86

**Array-NRC 0.55** over 10.0 m<sup>2</sup> of extended continuous surface area

**Array-SAA 0.55** over 10.0 m<sup>2</sup> of extended continuous surface area

Tested by   
Marc Sciaky  
Senior Experimentalist

Report by   
Keith Kimberling  
Test Engineer

Approved by   
Eric P. Wolfram  
Laboratory Manager

*Note: Sound absorption per m<sup>2</sup> (SA/m<sup>2</sup>), and therefore the reported Single Number Ratings, are highly dependent on the exact sample shape, size, spacing, and extended continuous surface area present in the test and subsequent calculations. Changes to any of these parameters will change the resulting values. These presented results are valid only for the specific configuration present in this test.*



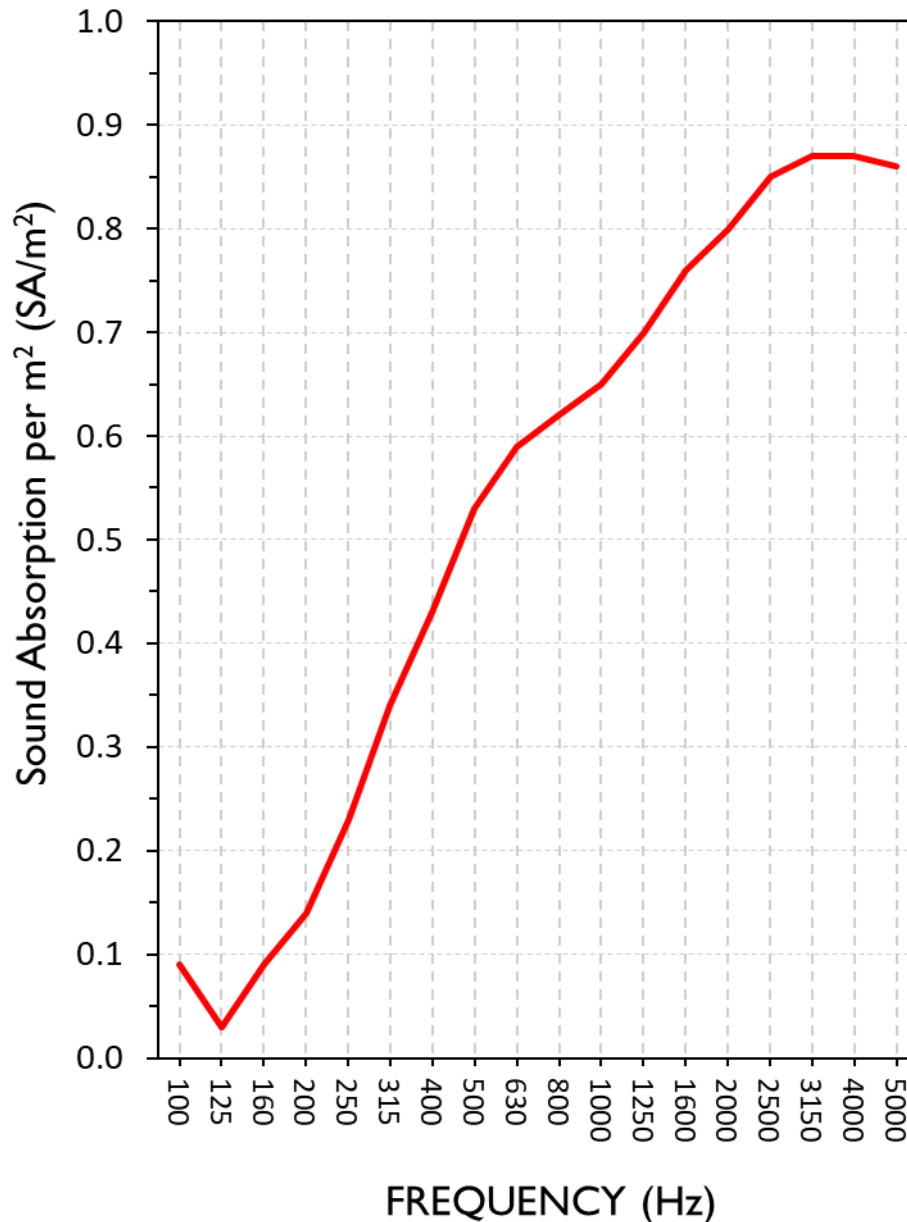
NVLAP LAB CODE 100227-0

**RIVERBANK ACOUSTICAL LABORATORIES IS ACCREDITED BY NVLAP (LAB CODE 100227-0) FOR ACOUSTICAL TESTING SERVICES IN ACCORDANCE WITH ISO/IEC 17025:2017 AND FOR THIS PROCEDURE. THIS REPORT MUST NOT BE USED BY THE CLIENT TO CLAIM PRODUCT CERTIFICATION, APPROVAL, OR ENDORSEMENT BY RAL, NVLAP, NIST, OR ANY AGENCY OF THE U.S. GOVERNMENT.**

**THIS REPORT SHALL NOT BE MODIFIED WITHOUT THE WRITTEN APPROVAL OF RAL. THE RESULTS REPORTED APPLY ONLY TO THE SPECIFIC SAMPLE SUBMITTED FOR TESTING; RAL ASSUMES NO RESPONSIBILITY FOR THE PERFORMANCE OF ANY OTHER SAMPLE.**

### SOUND ABSORPTION REPORT

Ace Baffle: 1 row of 6 baffles (2x48 baffles butted together) spaced 24"o.c.



**Array-NRC 0.55** over 10.0 m<sup>2</sup> of extended continuous surface area

**Array-SAA 0.55** over 10.0 m<sup>2</sup> of extended continuous surface area

Carnegie Fabrics, LLC  
2024-09-26

**RAL™-A24-391**  
Page 8 of 9

### APPENDIX A: Extended Frequency Range Data

Specimen: Ace Baffle: 1 row of 6 baffles (2x48 baffles butted together) spaced 24"o.c. (See Full Report)

*The following non-accredited data were obtained in accordance with ASTM C423-23, but extend beyond the defined frequency range of 100Hz to 5,000Hz. These unofficial results are representative of the RAL test environment only and intended for research & comparison purposes.*

1/3 Octave Band Center Frequency	Total Absorption		Absorption per Object		$\alpha_{array}$ (Sabins/ft <sup>2</sup> )
(Hz)	(m <sup>2</sup> )	(Sabins)	(m <sup>2</sup> / Object)	(Sabins / Object)	(SA/m <sup>2</sup> )
31.5	-0.16	-1.70	-0.03	-0.28	-0.02
40	-0.18	-1.95	-0.03	-0.32	-0.02
50	-0.81	-8.72	-0.14	-1.45	-0.08
63	0.25	2.66	0.04	0.44	0.02
80	0.88	9.52	0.15	1.59	0.09
100	0.93	9.96	0.15	1.66	0.09
125	0.33	3.53	0.05	0.59	0.03
160	0.95	10.25	0.16	1.71	0.09
200	1.39	14.92	0.23	2.49	0.14
250	2.35	25.34	0.39	4.22	0.23
315	3.37	36.23	0.56	6.04	0.34
400	4.28	46.10	0.71	7.68	0.43
500	5.27	56.78	0.88	9.46	0.53
630	5.93	63.80	0.99	10.63	0.59
800	6.27	67.50	1.05	11.25	0.62
1000	6.55	70.47	1.09	11.75	0.65
1250	7.06	76.02	1.18	12.67	0.70
1600	7.58	81.56	1.26	13.59	0.76
2000	8.02	86.29	1.34	14.38	0.80
2500	8.54	91.95	1.42	15.32	0.85
3150	8.75	94.22	1.46	15.70	0.87
4000	8.77	94.38	1.46	15.73	0.87
5000	8.67	93.32	1.45	15.55	0.86
6300	8.71	93.77	1.45	15.63	0.87
8000	8.72	93.85	1.45	15.64	0.87
10000	8.51	91.65	1.42	15.28	0.85
12500	9.14	98.35	1.52	16.39	0.91



Carnegie Fabrics, LLC  
2024-09-26

**RAL™-A24-391**  
Page 9 of 9

### **APPENDIX B: Instruments of Traceability**

Specimen: Ace Baffle: 1 row of 6 baffles (2x48 baffles butted together) spaced 24"o.c. (See Full Report)

<b><u>Description</u></b>	<b><u>Model</u></b>	<b><u>Serial Number</u></b>	<b><u>Date of Certification</u></b>	<b><u>Calibration Due</u></b>
System 1	Type 3160-A-042	3160-106974	2024-08-15	2025-08-15
Bruel & Kjaer Mic And Preamp G	Type 4943-B-001	2525858	2024-05-07	2025-05-07
Bruel & Kjaer Pistonphone	Type 4228	2781248	2024-07-19	2025-07-19
EXTECH Hygro 959	SD700	A099959	2024-03-29	2025-03-29

### **APPENDIX C: Revisions to Original Test Report**

Specimen: Ace Baffle: 1 row of 6 baffles (2x48 baffles butted together) spaced 24"o.c. (See Full Report)

<b><u>Date</u></b>	<b><u>Revision</u></b>
2024-10-23	Original report issued

---

END